

<b>Course:</b>	INTR 5057 2 - Research Design and Methods in IR	<b>Department:</b>	IRES
<b>Responsible Faculty:</b>	Kristin Maria Makszin	<b>Responses / Expected:</b>	20 / 21 (95.24%)
<b>Overall Mean:</b>	<b>9.2</b> 10 point scale with NA option (182 responses) <b>2.2</b> CEU Workload2 (20 responses)		







Part 1: Overall Evaluations	INTR 5057 - 2											--- Survey Comparisons ---				
	Responses										Course		IRES			
	1	2	3	4	5	6	7	8	9	10	N	Mean	N	Mean	Pct Rnk	
Q1	Please assess the overall quality of the course.											20	8.6	204	8.6	50
<b>Responses:</b> [1] 1=1 [2] 2=2 [3] 3=3 [4] 4=4 [5] 5=5 [6] 6=6 [7] 7=7 [8] 8=8 [9] 9=9 [10] 10=10 <b>Pct Rnk:</b> Percentile Rank (100 is best, calculated vs. precise Mean)																

Part 3: Course	INTR 5057 - 2											--- Survey Comparisons ---				
	Responses										Course		IRES			
	1	2	3	4	5	6	7	8	9	10	N	Mean	N	Mean	Pct Rnk	
Q2	I clearly understood the course requirements, and what is expected of me in the course.											20	9.5	205	8.7	77
Q3	The course has achieved its stated goals.											20	9.0	204	8.7	60
Q4	Course materials advanced my understanding of the subject											19	8.6	205	8.7	43
<b>Responses:</b> [1] 1=1 [2] 2=2 [3] 3=3 [4] 4=4 [5] 5=5 [6] 6=6 [7] 7=7 [8] 8=8 [9] 9=9 [10] 10=10 <b>Pct Rnk:</b> Percentile Rank (100 is best, calculated vs. precise Mean)																

Part 3: Course	INTR 5057 - 2											--- Survey Comparisons ---				
	Responses										Course		IRES			
	TL	AR	TH	N	Mean	N	Mean	N	Mean	Pct Rnk						
Q5	Please assess if the workload was in line with the number of credits.?											20	2.2	206	2.2	37
<b>Responses:</b> [TL] too low=1 [AR] about right=2 [TH] too high=3 <b>Pct Rnk:</b> Percentile Rank (100 is best, calculated vs. precise Mean)																

**Q6 - Please include any additional comments on the course:**

**Response Rate:** 30.00% (6 of 20)

- The course could not have been clearer. I only had problems with understanding boxplots at some point and sometimes of what exactly to include in the assignments so I wrote as much as possible. 
- Readings on statistics were complex. Good thing that the course was a good explanation. 
- Sometimes I felt like we are going too fast, especially during the sessions 7, 8. In my opinion, these sessions should be taught more slowly - add two more sessions to the whole course can solve the problem. Also as an advise, I would introduce one mid-term exam after the sixth session. 
- I found the course a great introduction to statistics that was available for multiple levels. Diving the groups by experience/ability/motivation seemed to work well. very clearly presented and motivational professor 
- The course should be taken in the longer period of time. 
- no comments 

Part 2: Overall Evaluations	Gonzalez Santos, Felipe											--- Survey Comparisons ---				
	Responses										Individual		IRES			
	1	2	3	4	5	6	7	8	9	10	N	Mean	N	Mean	Pct Rnk	
Q7	Please assess the overall performance of your teacher.											16	9.0	297	8.8	55
<b>Responses:</b> [1] 1=1 [2] 2=2 [3] 3=3 [4] 4=4 [5] 5=5 [6] 6=6 [7] 7=7 [8] 8=8 [9] 9=9 [10] 10=10 <b>Pct Rnk:</b> Percentile Rank (100 is best, calculated vs. precise Mean)																

Your Teacher	Gonzalez Santos, Felipe											--- Survey Comparisons ---				
	Responses										Individual		IRES			
	1	2	3	4	5	6	7	8	9	10	N	Mean	N	Mean	Pct Rnk	
Q8	The teacher was well prepared for the course.											15	9.5	294	9.3	60
<b>Responses:</b> [1] 1=1 [2] 2=2 [3] 3=3 [4] 4=4 [5] 5=5 [6] 6=6 [7] 7=7 [8] 8=8 [9] 9=9 [10] 10=10 <b>Pct Rnk:</b> Percentile Rank (100 is best, calculated vs. precise Mean)																

Your Teacher	Gonzalez Santos, Felipe												--- Survey Comparisons ---													
	Responses										Individual		IRES													
	1	2	3	4	5	6	7	8	9	10	N	Mean	N	Mean	Pct Rnk											
Q9	Presentations by the teacher were clear.											0	0	0	0	0	0	0	3	3	8	14	9.4	294	8.8	67

Responses: [1] 1=1 [2] 2=2 [3] 3=3 [4] 4=4 [5] 5=5 [6] 6=6 [7] 7=7 [8] 8=8 [9] 9=9 [10] 10=10  
Pct Rnk: Percentile Rank (100 is best, calculated vs. precise Mean)

Your Teacher	Gonzalez Santos, Felipe												--- Survey Comparisons ---													
	Responses										Individual		IRES													
	1	2	3	4	5	6	7	8	9	10	N	Mean	N	Mean	Pct Rnk											
Q10	The classroom environment encouraged student participation.											0	0	0	0	0	1	1	1	3	9	15	9.2	295	8.9	60

Responses: [1] 1=1 [2] 2=2 [3] 3=3 [4] 4=4 [5] 5=5 [6] 6=6 [7] 7=7 [8] 8=8 [9] 9=9 [10] 10=10  
Pct Rnk: Percentile Rank (100 is best, calculated vs. precise Mean)

Your Teacher	Gonzalez Santos, Felipe												--- Survey Comparisons ---													
	Responses										Individual		IRES													
	1	2	3	4	5	6	7	8	9	10	N	Mean	N	Mean	Pct Rnk											
Q11	The teacher treated the students in a respectful and professional manner.											0	0	0	0	0	0	0	1	2	12	15	9.7	294	9.4	64

Responses: [1] 1=1 [2] 2=2 [3] 3=3 [4] 4=4 [5] 5=5 [6] 6=6 [7] 7=7 [8] 8=8 [9] 9=9 [10] 10=10  
Pct Rnk: Percentile Rank (100 is best, calculated vs. precise Mean)

Your Teacher	Gonzalez Santos, Felipe												--- Survey Comparisons ---													
	Responses										Individual		IRES													
	1	2	3	4	5	6	7	8	9	10	N	Mean	N	Mean	Pct Rnk											
Q12	Feedback was given throughout the course.											0	0	1	0	0	0	2	1	1	10	15	8.9	284	8.8	55

Responses: [1] 1=1 [2] 2=2 [3] 3=3 [4] 4=4 [5] 5=5 [6] 6=6 [7] 7=7 [8] 8=8 [9] 9=9 [10] 10=10  
Pct Rnk: Percentile Rank (100 is best, calculated vs. precise Mean)

Your Teacher	Gonzalez Santos, Felipe												--- Survey Comparisons ---													
	Responses										Individual		IRES													
	1	2	3	4	5	6	7	8	9	10	N	Mean	N	Mean	Pct Rnk											
Q13	The teacher was available for appointments and consultations outside of class.											0	0	0	0	0	0	0	1	2	10	13	9.7	271	9.3	60

Responses: [1] 1=1 [2] 2=2 [3] 3=3 [4] 4=4 [5] 5=5 [6] 6=6 [7] 7=7 [8] 8=8 [9] 9=9 [10] 10=10  
Pct Rnk: Percentile Rank (100 is best, calculated vs. precise Mean)

<b>Q14 - Please include any additional comments on the teacher:</b>														
Faculty: Gonzalez Santos, Felipe														
Response Rate: 15.00% (3 of 20)														
-	I never really engaged with Felipe and have no idea what he is like.													
-	clear presentations, good knowledge of subject but explained things well and in an accessible way													
-	no commets													